



Digital Impression with Primescan

The right choice for all
your digital needs



dentsplysirona.com/primescan

THE DENTAL
SOLUTIONS
COMPANY™

 **Dentsply
Sirona**

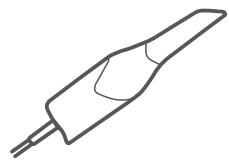
Digital Impression with Dentsply Sirona

Provides you with flexible workflow options to elevate your patients' experience and prepare your practice for long-term growth.

Primescan is your perfect starting point into digital dentistry. Primescan impresses with extremely high performance that pleases clinicians and lab technicians alike. While easy to use it also provides you with the flexibility to design your individual workflows and enables you to expand your treatment options in the fields of Restorative, Implantology, Orthodontics and Sleep Appliances. Either way, it's prime.



SCAN ○ CONNECT ○ TREAT



Seamless Connection



Validated Workflows



Open STL File Export

Restorative
Implantology
Orthodontics
Sleep Appliance

Primescan – Enjoy the Scan



reddot design award
winner 2019

EASY TO USE

- Impression taking with Primescan is easy and intuitive. This procedure can be delegated, saving time and bringing more joy to your assistants. Primescan comes with the mobile acquisition center with long battery charge.

TIME SAVING

- With Primescan you can take a full arch scan in less than one minute and a quadrant scan in just seconds. Shorter treatment time and immediate control of scan results lead to increased efficiency in the practice.



EXCELLENT SCAN RESULTS

- Outstanding accuracy and reliable quality no matter which indication or materials ensures a perfect fit for any restoration or appliance. Even scanning of deep cavities, steep inclines and surfaces like metal crowns are possible. Plus, digital models are less prone to errors than analog casts and reduce the need of rework.

OUTSTANDING HYGIENE

- Primescan offers a unique three sleeves concept and a variety of cleaning and disinfection options, exceeding the minimum recommended guidelines. Fully closed scanning window to prevent liquid infiltration during the scanning process and the mobile acquisition center is approved as a medical device.

Primescans' precision and accuracy have been proven in several studies. For more detail, please refer to Website dentsplysirona.com/primescan.

Freedom of collaboration. Secure Data transmission with the Connect Case Center.

If you prefer to transmit your data securely and if desired also anonymized you can use the Connect Case Center: Dentsply Sirona's unique portal for fast and easy collaboration. It only takes a single click and your lab or partner receives complete case information immediately. When working with the lab or partner of your choice, you can also transfer the data with open STL format.

ENHANCED COMMUNICATION. NO ADDITIONAL COSTS.

- Simple and safe data transfer within seconds compliant to HIPPA and GDPR.
- The dental laboratory receives information immediately by e-mail confirming receipt of the order.
- Review and discussion of the 3D model on the screen simultaneously during the patient consultation allowing for an immediate correction of the impression or the preparation without the need for an additional appointment.
- Convenient transmission of additional data (patient images, screen shots, etc.).
- No license fees



"By using the Primescan, there is no loss of time for us as a laboratory. Distorted impressions are a thing of the past. The greatest advantage for us is the high scan quality. This makes it easy to create accurate dental restorations working directly with the original data without creating a physical working model."

Ulrich Thielen | Master dental technician | Germany

Connectivity opens a world of possibilities.

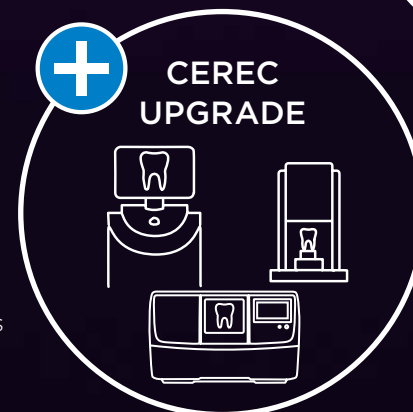
Digitize your workflows while keeping your established relationships. Your lab technician will appreciate the great scan results and easy data communication for all restorative indications as well as for all other application areas.



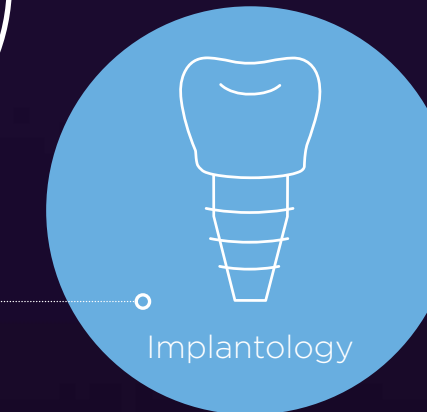
Primescan also opens the door to the digital world of orthodontics. Send the data to your specialized partners to order orthodontic appliances – or take advantage of a seamless Dentsply Sirona workflow with SureSmile® aligners for a short and efficient treatment.



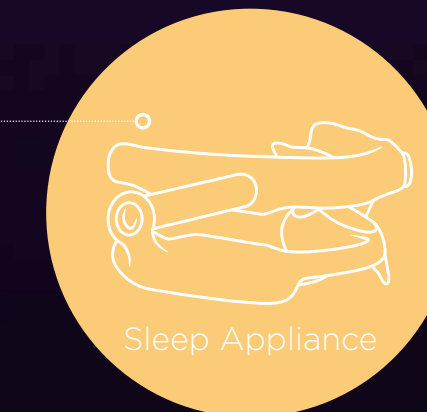
A great option. You can expand Primescan into a CEREC System at any time and offer your patients high-quality dental restorations in a single visit.



Make the most of your intraoral scanner and visualize volumetric changes in the soft tissue, hard tissue and the position of the teeth over time. OraCheck provides a 3D comparison between two or more digital scans.



Make use of various workflow options with Primescan for both implant surgery as well as implant prosthetics and directly connect to great partners such as Simplant, Atlantis and Azento.



Use Primescan also to expand your range of applications in the field of sleep appliances. Send the scan data to Panthera Sleep or your preferred partner to order high quality customized sleep devices.

Grow your practice with Primescan

Primescan is a door opener to all relevant digital workflows. Going digital in your everyday work means you expand possible treatment areas within your practice and ensure greater satisfaction for your patients while at the same time growing your business.



More than **75%** of patients are likely to have more preventative treatments as well as more elective procedures if digital technology played a role in their visit.¹

80% would feel more confident they are getting the best possible dental care if digital technology, such as a 3D intraoral scanner or 3D x-ray, were used in the practice.¹

Study shows **84%** of patients preferred digital to conventional impression taking.²

¹ Patient Perceptions Quantitative Research, May 2020 - USA

² Haddadi Y, Bahrami G, Isidor F, Evaluation of Operating Time and Patient Perception Using Conventional Impression Taking and Intraoral Scanning for Crown Manufacture: A Split-mouth, Randomized Clinical Study. Int J Prosthodont 2018;31(31):55-59



"The acquisition of the new Primescan brought greater speed and accuracy both in the prosthetic work on teeth and implants and in the scanning of total arches for snoring devices and apnea, orthodontic aligners and guided surgeries. On top of this, it enables a fast and assertive communication with my lab, adding tremendous value to my daily work and providing even greater satisfaction and enchantment to my patients."

Dr. Luciana Sargologos | São Paulo, Brazil

Dentsply Sirona

Sirona Dental Systems GmbH
Fabrikstraße 31, 64625 Bensheim, Deutschland
dentsplysirona.com

Procedural Solutions

Preventive
Restorative
Orthodontics
Endodontics
Implants
Prosthetics

Enabling Technologies

CAD/CAM
Imaging Systems
Treatment Centers
Instruments

THE DENTAL
SOLUTIONS
COMPANY™

